


National Collaborating Centre
for Methods and Tools
Centre de collaboration nationale
des méthodes et outils

Evidence-informed decision making in community health: Sharing tools and making connections


CHNC 2012
May 15, 2012



National Collaborating Centre
for Methods and Tools
Centre de collaboration nationale
des méthodes et outils

Purpose

Provide an opportunity for participants to network and learn more about methods and tools that can be used to support evidence informed decision-making in community health.




National Collaborating Centre
for Methods and Tools
Centre de collaboration nationale
des méthodes et outils

Objectives

1. Increase understanding of the evidence-informed public health 'wheel'.
2. Raise awareness of methods and tools that can support the latter steps of the wheel.
3. Facilitate networking between participants and the sharing of experiences around using research evidence in practice.

Introducing your Facilitators:


- Maureen Dobbins
- Kirsten Sears
- Sunita Chera



National Collaborating Centre
for Methods and Tools
Centre de collaboration nationale
des méthodes et outils

Methods and tools for what?


sharing what
works in public health



National Collaborating Centre
for Methods and Tools
Centre de collaboration nationale
des méthodes et outils

What are methods and tools?

- standardized procedures or products that help you access or use information for decision making.



National Collaborating Centre
for Methods and Tools
Centre de collaboration nationale
des méthodes et outils

NCCMT Products and Services
www.nccmt.ca



Registry of Methods and Tools

DialoguePH Network


Online learning modules

Webcasts

Workshops


Evidence-Informed Public Health:
what is it?

- an interactive, step-by-step process to help integrate the best available evidence into public health program and policy decisions.



National Collaborating Centre
for Methods and Tools
Centre de collaboration nationale
des méthodes et outils

A Model for Evidence-Informed
Decision-Making in Public Health




Community Health Issues,
Local Context

Community and Political
Preferences and Actions


Public Health
Expertise

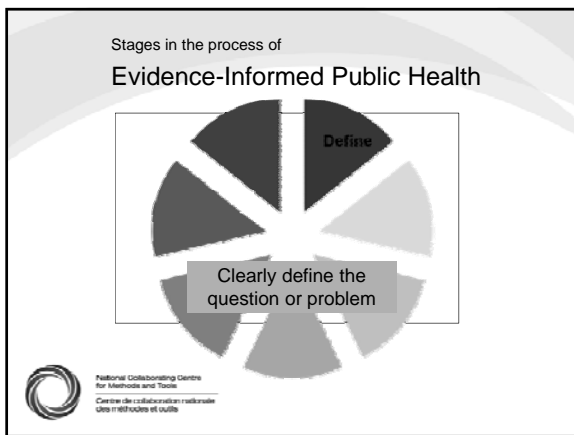
Research

Public Health
Resources



National Collaborating Centre
for Methods and Tools
Centre de collaboration nationale
des méthodes et outils





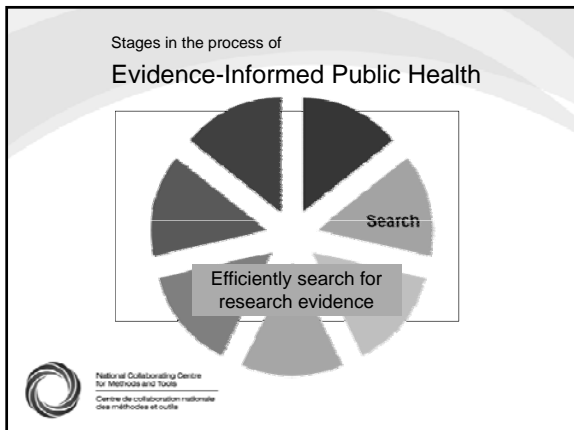
health-evidence.ca
Developing an Efficient Search Strategy using PICO


Population Intervention Comparison Outcome

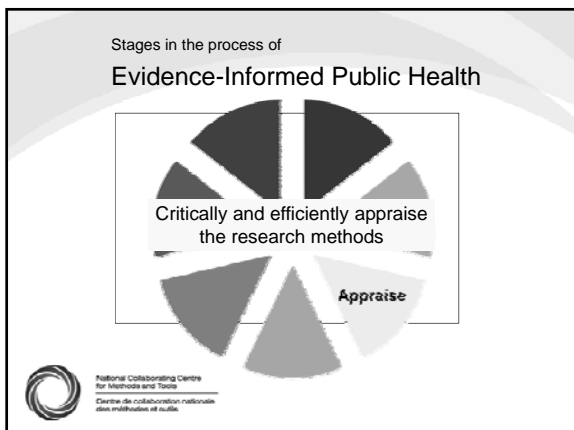
Population	Intervention or Exposure	Comparison	Outcome
<p>Specify a clear and specific question</p> <p>Identify the population, intervention, comparison, and outcome of interest.</p> <p>Use the PICO acronym to guide you.</p> <p>Be specific and clear in your definitions.</p> <p>Use the PICO acronym to guide you.</p> <p>Be specific and clear in your definitions.</p> <p>Use the PICO acronym to guide you.</p> <p>Be specific and clear in your definitions.</p>	<p>Identify the intervention or exposure</p> <p>Identify the intervention or exposure of interest.</p> <p>Use the PICO acronym to guide you.</p> <p>Be specific and clear in your definitions.</p> <p>Use the PICO acronym to guide you.</p> <p>Be specific and clear in your definitions.</p>	<p>Identify the comparison</p> <p>Identify the comparison of interest.</p> <p>Use the PICO acronym to guide you.</p> <p>Be specific and clear in your definitions.</p> <p>Use the PICO acronym to guide you.</p> <p>Be specific and clear in your definitions.</p>	<p>Identify the outcome</p> <p>Identify the outcome of interest.</p> <p>Use the PICO acronym to guide you.</p> <p>Be specific and clear in your definitions.</p> <p>Use the PICO acronym to guide you.</p> <p>Be specific and clear in your definitions.</p>
<p>Keywords or other key words of relevance</p> <p>Identify the keywords or other key words of relevance.</p> <p>Use the PICO acronym to guide you.</p> <p>Be specific and clear in your definitions.</p> <p>Use the PICO acronym to guide you.</p> <p>Be specific and clear in your definitions.</p>			


Remember: Save the title and search strategy used in the bibliography (SMBase) for future reference and to document your search process.

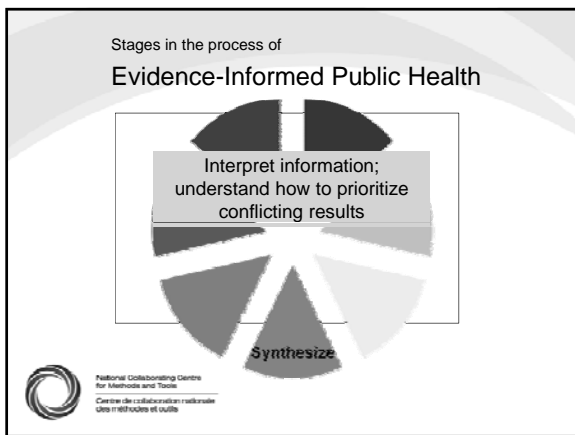
National Collaborating Centre for Methods and Tools
Centre de collaboration nationale des méthodes et outils














Stages in the process of
Evidence-Informed Public Health

Implement

Decide whether (and plan how) to implement the change in practice or policy

National Collaborating Centre for Methods and Tools
Centre de collaboration nationale des méthodes et outils

Online Health Program Planner 2.0

Home | Login/Create Account | About Us | Contact Us | Partners

Program Planning Steps

Step 1
Initiate the planning process

Step 2
Conduct a situational assessment

Step 3
Set goals, audience, and evidence objectives

Step 4
Choose strategies and activities and design evaluation

Step 5
Develop indicators

Step 6
Review the plan

Welcome to OHPP 2.0!
More planning tools than ever!

The OHPP is a collection of health planning tools. The original six program planning steps remain. They now help you make evidence-informed planning decisions. The new **Health-Action Matrix (HAM)** is a tool that will guide you through a flowchart process to analyze your project and help you make your best recommendations about whether a project should move forward. The new **Project Management Tools (PMT)** include worksheets to help you run out the implementation details of your project.

Enhancements

Improved Output Options

The OHPP has new output options. It now allows you to create an MS Word document with one, some or all of your worksheets. There are also an **Excel Case Creator**, **Excel PMT** and **Project Management Tools**. Create different worksheets for different audiences and share. Updates: Update.

Learning Centre

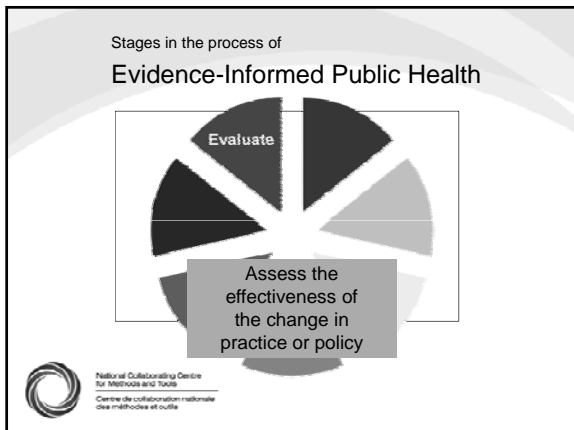
Using planning tools and documents
Evidence to support planning decisions
OHPP Planning Worksheet online
What is this step about?
Importance of step
How to do this step
How to use


Online Business Case Creator
Worksheet
How to do Step 1
Planning your program
How to do Step 2A
Publicity plan
How to do Step 2B
Project benefits
How to do Step 3
Action


Sample Plan Library

Toolkit: Implementation of Best Practice Guidelines

National Collaborating Centre for Methods and Tools
Centre de collaboration nationale des méthodes et outils








Time to Dialogue!


- At your table you will find copies of different tools discussed
- There will be x4 rounds (5 mins each)
- Review each tool and as a small group discuss:
 - *Have you used this tool in your practice? Describe your experience.*
 - *If not, how might you use this tool in the future?*



National Collaborating Centre
for Methods and Tools
Centre de collaboration nationale
des méthodes et outils

Wrap Up


- Questions or comments about any of the tools reviewed?



National Collaborating Centre
for Methods and Tools
Centre de collaboration nationale
des méthodes et outils

How can I continue to develop the skills needed for EIPH?

- Reminder: USB key
- Registry of KT Methods & Tools
- On-line learning modules & webcasts
- DialoguePH



National Collaborating Centre
for Methods and Tools
Centre de collaboration nationale
des méthodes et outils

Feedback

- Your input is needed to determine whether this workshop was effective in meeting your learning needs.
- Please take a minute to complete the evaluation form supplied and provide your comments or suggestions.



National Collaborating Centre
for Methods and Tools
Centre de collaboration nationale
des méthodes et outils

For more information,
or to access our selection of
Methods and Tools,
see our website:

www.nccmt.ca (English) or www.ccnmo.ca (French)



National Collaborating Centre
for Methods and Tools
Centre de collaboration nationale
des méthodes et outils
